

&\$&



HANGCHA

()


--

2025		739,334	11.66%
476,382	9.79%	262,952	15.21%
2025			110,877
21.88%		15,382	18.37%
	432,314	18.58%	+
180,761	6.61%		75.55%

X


" "

Facebook



6

25%



4

"

"

" "

1 AI

" "

" "

"

" 5G "

" "


"

AI

25

45

48



2

" "

1. 5- 48t

20- 60t


" "


0. 6- 48t

4

" - - "

20





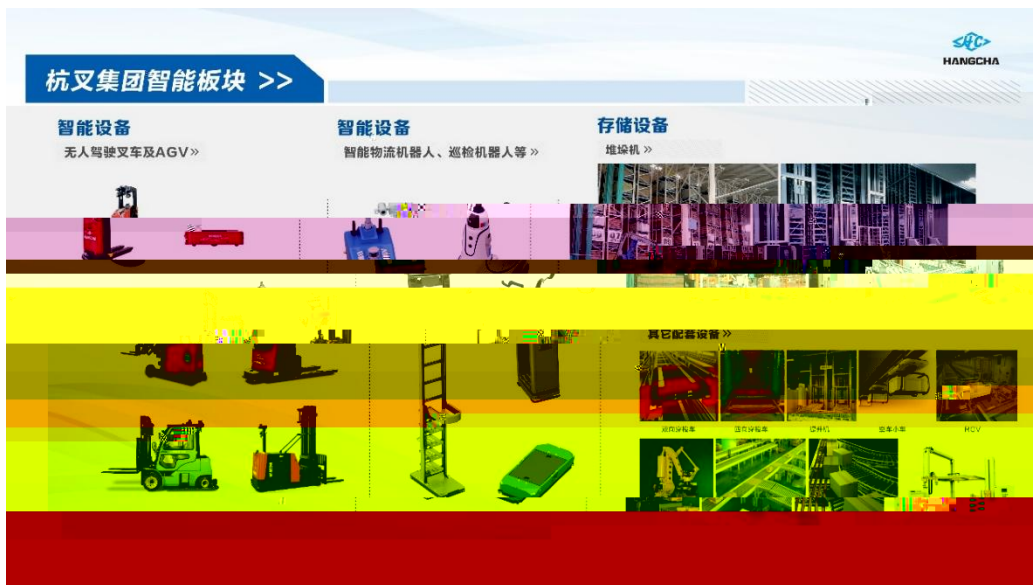
5

AGV

AGV

1000

3C



6

60

20


“ ” “ ” “ ”

“ ” “ ” “ ” “ ”

“ ” “ ” “ ” “ ”

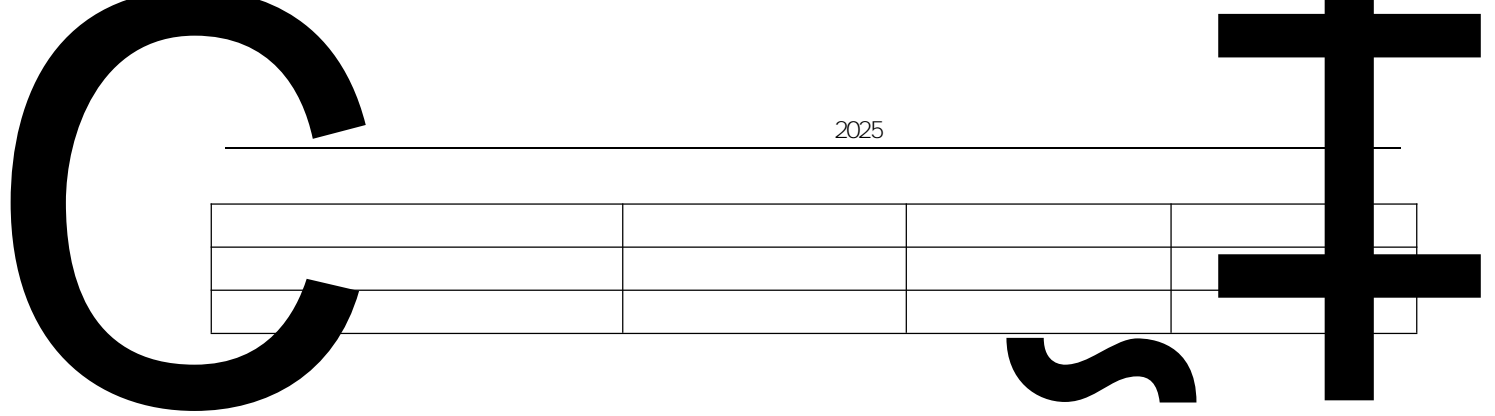
“ ” “ ” “ ” “ ”

60%



()
1

%



2.

()

ì

22 186
a

5
t

2

(1).


(2).

3

4

()

1



a"

Ê

()

()

1

2

AGV

3

4

" "

()

300

7

GR

2025

"

"

"

"

"

"

"

"



()

1

2

3

()

1

2

3

4

()

1

2

3

()

1

2

3

()

1

2

3

a

()

1

2

3

4

()

()

()

0

0

2025

—

—

1

1

2

1

2

3

4

5

6

7

--

8

(1)

(2)

(3)

(1) (2)

(1)

(4)

2

(1)

14 —

(2)

1)

2)

3)

4)

(3)

1)

2)

23 ---

3)

1) 2)

1)

14 ---

4)

(4)

1)

23 ---

2)

3.

(1)

(2)

(1)

(2)

(1)

(2)

4.



Ben

17

"

"

" " " "
" "

— —
— —

" "

--

" "

20
(1).

21
(1).

(2).

22

23

24

25

26

(1).

(2).

27

28

(3).

34
(1).

(2).

35

36

37

/

9

6

2025

--

--

40

(1).

(2).

(3). 2025

41

1

a



O

2

& P Y

3

1

2

μ < 1			
↓			

3

4
(1).

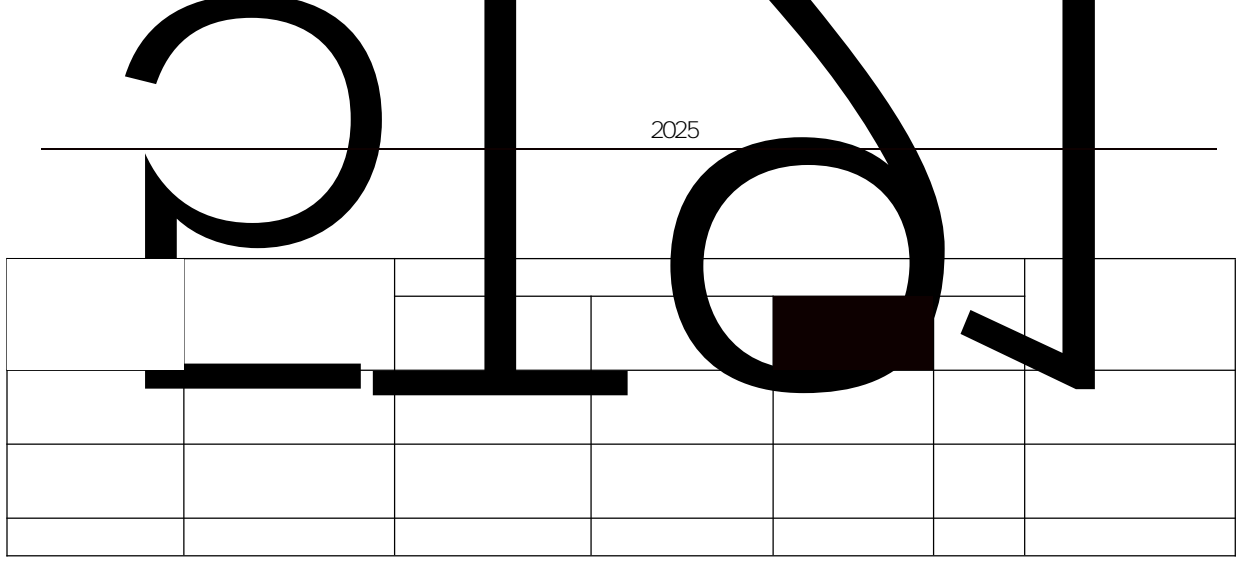
(1)

7

(6).

5

(1).



6

(1).

(2).


(3).

() 9CE

W 2017

2006

(4).





(5).

U*ó
,

AuTM 34É

8
(1).

a''

ВТХ

Q!

(1).

(2).

(3).

(4).

(5).

(6).

(7).

(8). **1**

(9).

(10).

(11).

(12).

(13).

(14).

(15).

	12	()	()	
2025 1 1				
2025 1 1				
--				
--				
--				
--				
2025 6 30				

(16).



10
(1).

(2).

(3).



(5).

11

12

13

14

(1).

(2).

(3). 6

$a^{\sim}b$

a^{\sim}

8

POC

16
(1).

(2).

(3).

18
(1).

(2).

19

20

(1).

0" 0,24

(5).

22

(1).

(3).

(4).

23

(1).

(2).

(3).

24

(1).

(2).

27

(1).

(2).

(3).

(4).

--	--	--	--	--	--	--	--	--	--

(5).

28

--	--	--

(5).

|

--	--	--

(2).

33

34

35

36
(1).

b

(2). 1

37
(1).

(2). 1

(3).

38
(1).

(2). 1

(3).

39
(1).

--	--	--

42

43 1

44 V

€ € (' € € 2 €

€ ' € PO P

QKØK

46

(1).

(2).

(3).

(4).

47

48

49

50

51

52

53

54

(1).

(2).

55

-183, 499. 64

183, 499. 64 ;

-134, 377. 06

134, 377. 06

56

57

58

--	--	--	--	--

(2).

(3).

(4).

(5).

62

71

72

73

74

a''

199 p

76
(1).

(2).

77

78
(1).

~~032~~

(3).

(5).

79

(1).

(2).

(3).

(4).

81
(1).

(2).

82

(1).

(3).

83

84

1

2

3

1

2

(1).

(2).

(3).

3

4

5

6

1
(1).

⊗

20.00

(2).

(3).

1 200 2

(4).

(5).

2

(1).


(2).

0 5 0

9

E !

“ ”



2

3

4 1/2 X 9 1/4 k G-25-a

0 1/26

L/C T/T O/A 30-180

1 10% +L/C
L/C 2 10-30% + T/T

3 10% 20%

70% 90% O/E/M

2025 6 30

11. 02% 2024 6 01 9. 90%

()

•

•

•
I

•
L
4
7

•

•
O

•

»

•
O

•
O

•

5

6

7

8

9

1

703

2003 1 23

91330000747006398M

2023 12 31

89,080,000.00

70,351,544.00

78.98%

17,816,000.00

20.00%

7

912,456.00

1.02%

2

"

"

(2). / /

(4).

(5).

(6).

(7).

(8).

6

(1).

(2).

#JÔ. 'Ry@B

(3).

7

8

1

(1).

(2).

2

3

4

5

6

1

2
(1).

(2).

3

1

2

3

4

1
(1).

(2).

2

3
(1).

(2).

4

5

6

(1).

(2).

(3).

(4).

7

8

1

(1).

(2).

(3).

(4).

(5). b b b b j (, ;

(1).

(2).

(3).

(4).

(5).

(6).

(7).

(8). **1**

(9).

(10).

(11).

"

(13).

(14).

(15).

	12	()	()	
2025 1 1				
2025 1 1				
--				
--				
--				
--				

2025 6 30				

(16).

(17).

(19).

3

—

\$

1

—

'

182 186

P

0

4

(1).

(2).

(3).

(4).

(5).

5

3

4

תוכנית התחבורה הירוקה

